



SSF3665-I / SSH3665-I V1

36.6" Resizing LCD, 1000 nits LED backlight, 1920 x 290 ultra-wide aspect ratio 16:2.4

The SSF/SSH3665-I is a 36.6 inch color TFT-LCD display with special aspect ratio 16:2.4 and wide resolution 1920 x 290. It is Litemax's Spanpixel series product which designed for high brightness 1000 nits with power efficiency LED backlight. It provides LCD panel with specific aspect ratios and sunlight readable for digital signage, public transportation, exhibition hall, department store, and vending machine.

Key Features

- Resizing LCD
- Ultra-Wide Screen (16 : 2.4)
- High Brightness 1000 nits
- Sunlight Readable
- LED Backlight
- Low Power Consumption
- Slim Bezel
- BL MTBF: 100,000 hours



Specifications

Model Name	SSF3665-I / SSH3665-I V1
Description	36.6" Resizing LCD, 1000 nits LED backlight, 1920x290
Screen Size	36.6"
Display Area (mm)	919.296(H) x 138.8(V)
Brightness	1000 cd/m ²
Resolution	1920x290
Aspect Ratio	16 : 2.4
Contrast Ratio	7500 : 1
Pixel Pitch (mm)	0.4788(H) x 0.4788(V)
Pixel Per Inch (PPI)	52
Viewing Angle	178°(H), 178°(V)
Color Saturation (NTSC)	82%
Display Colors	16.7M
Response Time (Typical)	9.5ms
Video Interface (SSF)	LVDS
Power Consumption (SSF)	19W
Dimensions (mm)	960x 174.2 x 15.8
Bezel Size(U/B/L/R)	15.2/15.2/17.9/17.9 mm
Weight (Net)	3.2 kg
Video Interface (SSH)	VGA, DVI-D, HDMI
Power Consumption (SSH)	24W
OSD Key	4 Keys (Power Switch, Menu, +, -)
OSD Control	Brightness, Color, Contrast, Auto Turing, H/V Position...etc
Operating Temperature	0 °C ~ 50 °C
Storage Temperature	-20 °C ~ 60 °C

SSF= Panel+ LED Driving Board

SSH= Panel+ LED Driving Board + AD Control Board

Specifications are subject to change without notice.

All brands or product names are trademarks or registered trademarks of their respective companies.



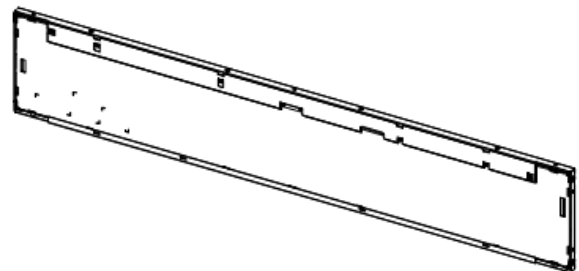
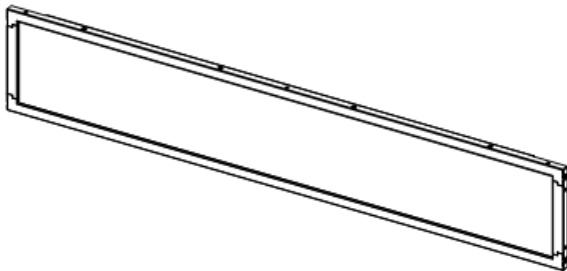
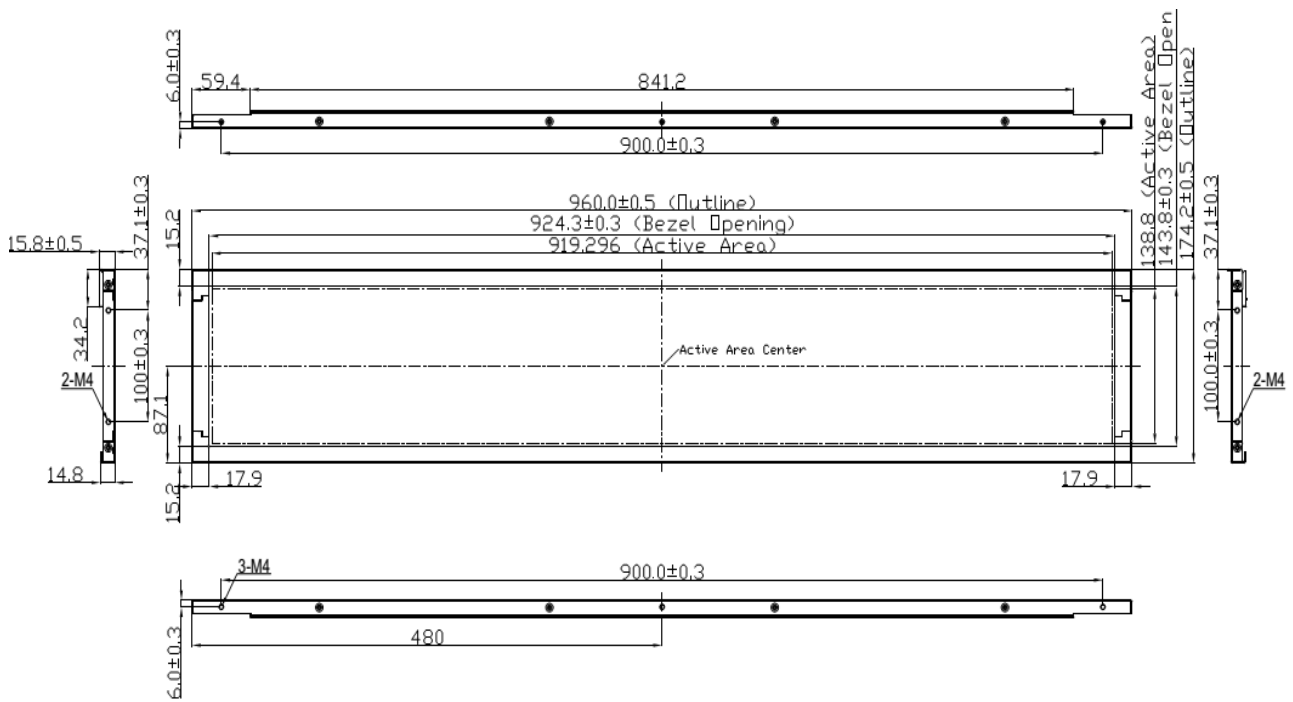
Mechanical Drawing

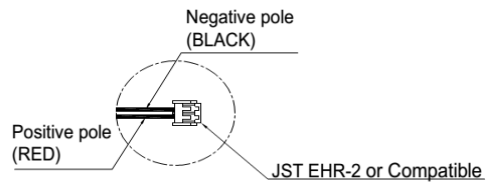
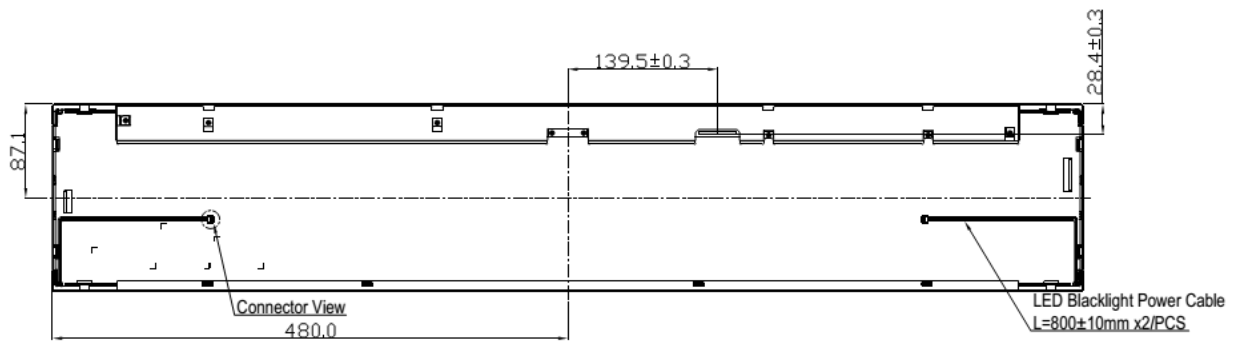
Outline Dimensions

Unit: mm

Note :

1. THE DIMENSION EXCLUDES DEFORMATION.
2. MODULE THICKNESS TO BE 16.3 MAX.
3. LED B/L CONNECTOR : HD2505-02 OR COMPATIBLE
4. I/F CONNECTOR TO BE JAE FI-R51S-HF OR COMPATIBLE
5. M4 USER HOLE SCREW TORQUE 5.0 kgf- cm MAX , HOLE Depth 4.7mm Max.





Connector View



Ordering Information

Part Number	Description
SSF3665-INN-A01	36.6",1000nits,1920*290,LID36A,2in1,V1
SSF3665-INN-A02	36.6",1000nits,1920*290,LID36B,2in1,V1
SSH3665-INN-G01	36.6",1000nits,1920*290,LID36A,AD2662GDHM,DC12V,2in1,V1
SSH3665-INN-G02	36.6",1000nits,1920*290,LID36B,AD2662GDHM,DC12V,2in1,V1

Optional Accessories

Part Number	Description
840612051210	ADAPTER,AC/DC,12V/5.4A,65W,Atech OEM A065112-TDx.4P SLIDING CAP,P
810618301010	CABLE.POWER.AC.1830mm USA type
810618301090	CABLE,POWER,AC,1830mm Europe type
810618301050	CABLE.POWER.AC.1830mm UK type
810618301170	CABLE.POWER,AC,1830mm Australia type
810618301031	CABLE.POWER.AC.1830mm Japan type

By Customer Request

Glass	Tempered glass, AR coating.....
-------	---------------------------------